



TECHNICAL RIDER 2015

Version 1.3

Telephone : +31 6 - 51 862 586 (Martijn / Management)
Email : info@earcandycoverband.nl
Website : www.earcandycoverband.nl
FaceBook : [facebook.com/EarcandyCoverband](https://www.facebook.com/EarcandyCoverband)
Twitter : twitter.com/EarCandyCoverba

TABLE OF CONTENTS

CANDY CREW	3
STAGEPLAN	4
STAGE MONITORING	5
• <i>MONITOR SETUP</i>	<i>5</i>
• <i>MONITOR SETTINGS</i>	<i>6</i>
CHANNEL LIST	8
BACKLINE LIST	10

CANDY CREW



Marcelle Idema
Lead Vocals



Martijn Serlie
Guitars



Chiel Reedijk
Keyboards / Backing Vocals

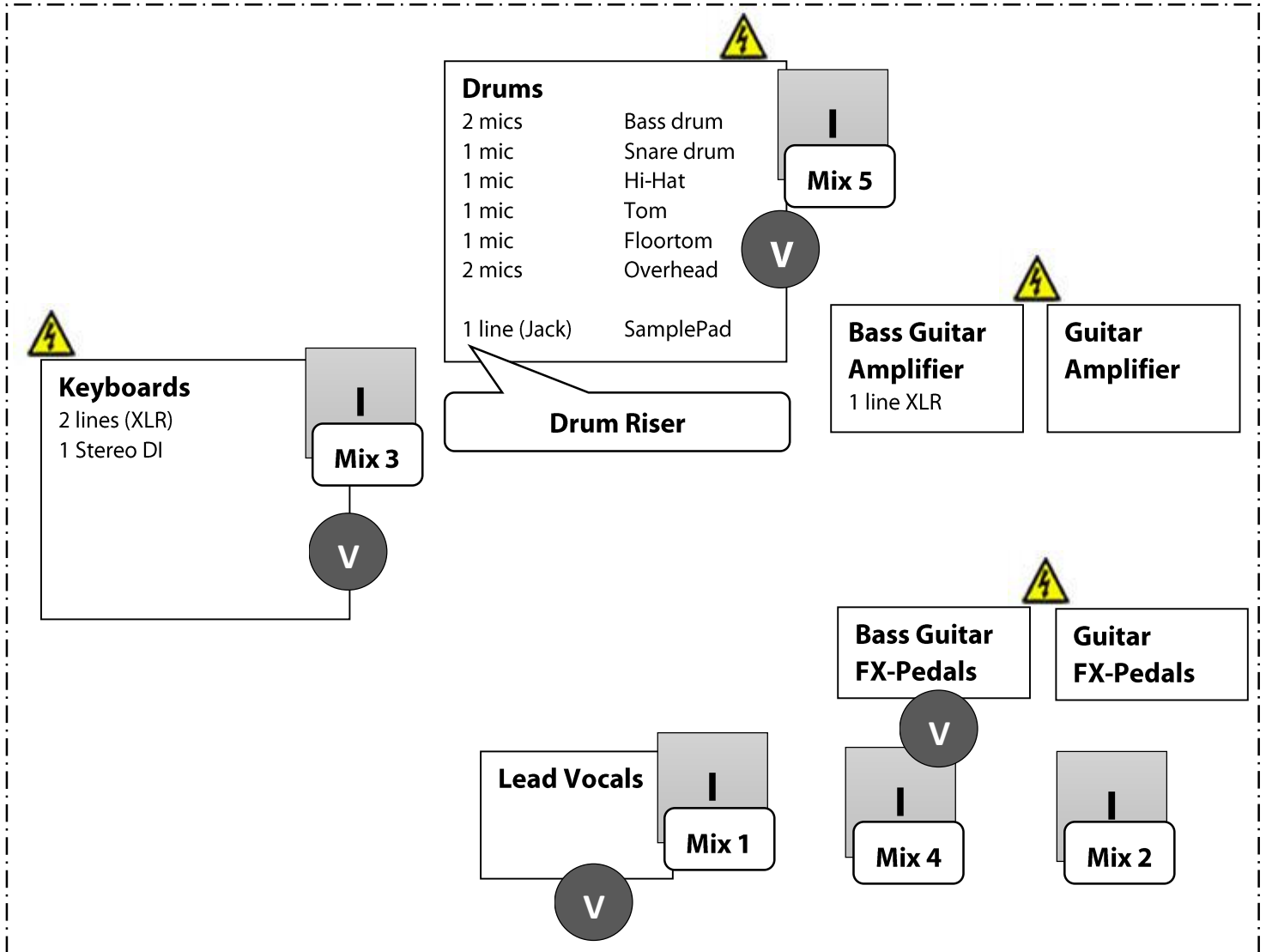





Cyriel Devos
Bass Guitar / Backing Vocals



Victor Louisa
Drums / Backing Vocals

STAGEPLAN



-  = Vocals Microphone
-  = Electrical Power Source
-  = In-Ear Monitor

STAGE MONITORING

MONITOR SETUP

EARCANDY uses 5 In-Ear monitors. Make sure that the monitors can be connected on 5 separate monitor groups.

For monitor layout, see "Stageplan".

MONITOR SETUP			
Mix 1	Lead Vocals / Marcelle	In-Ear Monitor*	
Mix 2	Electric Guitar / Martijn	In-Ear Monitor	
Mix 3	Keyboards / Chiel	In-Ear Monitor**	<i>Supplied by EarCandy</i>
Mix 4	Bass / Cyriel	In-Ear Monitor	
Mix 5	Drums / Victor	In-Ear Monitor***	<i>Supplied by EarCandy</i>

* = **Only the wireless transmitter and receiver should be supplied by client. EarCandy brings their own headphones.**

** = **Mix 3: In-Ear should be connected from the Mixer of keyboard player to the Monitor Desk, by 2 cables (XLR).**

*** = **Mix 5: In-Ear should be connected from the Mixer of drummer to the Monitor Desk, by 2 cables (XLR).**

MONITOR SETTINGS

MIX 1 : LEAD VOCALS

Marcelle Idema (Marcelle uses In-Ear Monitoring)

- Own Vocals (Little bit louder than "Other Vocals")
- Other Vocals
- Bass Guitar
- Electric Guitar
- Keyboards
- Bass Drum
- Snare Drum

MIX 2 : ELECTRIC GUITARS

Martijn Serlie (Martijn uses In-Ear Monitoring)

- Lead Vocals (Little bit louder than "Other Vocals and instruments")
- Backing Vocals
- Bass Guitar
- Electric Guitar (Little bit louder than "Other instruments")
- Keyboards
- Bass Drum
- Snare Drum

MIX 3 : KEYBOARDS / BACKING VOCALS

Chiel Reedijk (Chiel uses In-Ear Monitoring)

- Own Vocals (Little bit louder than "Other Vocals")
- Other Vocals
- Bass Guitar
- Electric Guitar
- Keyboards
- Bass Drum
- Snare Drum

MONITOR SETTINGS (CONTINUED)

MIX 4 : BASS GUITAR / BACKING VOCALS

Cyriel Devos (Cyriel uses In-Ear Monitoring)

- Own Vocals (Little bit louder than "Other Vocals")
- Other Vocals
- Bass Guitar
- Electric Guitar
- Keyboards
- Bass Drum
- Snare Drum

MIX 5 : DRUMS / BACKING VOCALS

Victor Louisa (Victor uses In-Ear Monitoring)

- Own Vocals (Little bit louder than "Other Vocals")
- Other Vocals
- Bass Guitar
- Electric Guitar
- Keyboards
- Bass Drum
- Snare Drum
- SamplePad

CHANNEL LIST

DRUMS	
1	Kick – Inner
2	Kick – Hole
3	Snare
4	Hi-Hat
5	Tom
6	Floortom
7	Overhead Left
8	Overhead Right
9	SamplePad
BASS GUITAR	
10	Bass Amplifier
GUITAR	
11	Guitar Amplifier

KEYBOARDS	
12	Keyboard – Top
13	Keyboard – Bottom
VOCALS	
14	Vocals – Marcelle
15	Vocals – Chiel
16	Vocals – Cyriel
17	Vocals – Victor

BACKLINE LIST

DRUM EQUIPMENT			
ITEM	QTY	SUPL.	REMARKS
Drumkit	1	Band	<i>Tama Superstar : Tom / FloorTom / Bass Drum</i>
Snare Drum	1	Band	<i>Pearl - Eric Singer Signature</i>
Cymbals	1	Band	<i>Zildjian A - Custom : 13" HH / 3 Crashes / 22" Ride Cymbal</i>
Double Bass Pedal	1	Band	
Stands / Hardware	1	Band	<i>Double legged hardware (incl. 4 Boom stands)</i>
Drum Throne	1	Band	
Drum Carpet	1	Band	
Drum Riser	1	Client	<i>2.00 m x 2.00 m x 0.40 m</i>

BASS EQUIPMENT			
ITEM	QTY	SUPL.	REMARKS
Bass Amplifier	1	Band	<i>Markbass</i>
Speaker cabinet	1	Band	<i>EBS (4 x 10")</i>
FX-Processor	1	Band	<i>Boss GB-6</i>

GUITAR EQUIPMENT			
ITEM	QTY	SUPL.	REMARKS
Guitar Amplifier	1	Band	

KEYBOARD EQUIPMENT

ITEM	QTY	SUPL.	REMARKS
Keyboard	2	Band	
DI	1	Client	Stereo DI

MISCELLANEOUS EQUIPMENT

ITEM	QTY	SUPL.	REMARKS
Wireless Mic.	1	Client	<i>For Lead vocalist</i>
Wired Mic.	3	Client	<i>For Backing vocalists</i>
Microphone stand	1	Client	<i>Upright - For Lead vocalist</i>
Microphone stand	1	Client	<i>Boom stand - For Backing vocalists</i>

I N-EAR COMMENTS

TRANSMIT FREQUENCIES (THE NETHERLANDS)

Wireless microphones and In-ear systems may be used without a license in the following frequency ranges:

VHF	195 <-> 201 MHz	Old frequency range.
UHF	470 <-> 862 MHz	Broadcasting Band, excluding 608 <-> 814 Mhz (Radioastronomie)
	863 <-> 868 MHz	Harmonized European Band, max. output 10 mW
	1785 <-> 1800 MHz	Higher frequency for specific application

As of February 2013, the upper 72 Mhz of the range 470 <-> 862 have been sold by the Dutch government specifically for the use of Mobile Services (4G LTE).

Throughout 2014, In-Ear systems are allowed to use the frequencies above 790 Mhz. But it is strongly recommended not to do so. Use of Mobile Services (4G LTE) will continue to grow and therefore the risk of radio-frequency interference will be greater.

As of January 2015, the use of frequencies above 790 Mhz will be prohibited.